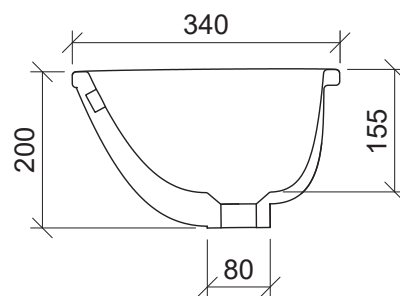
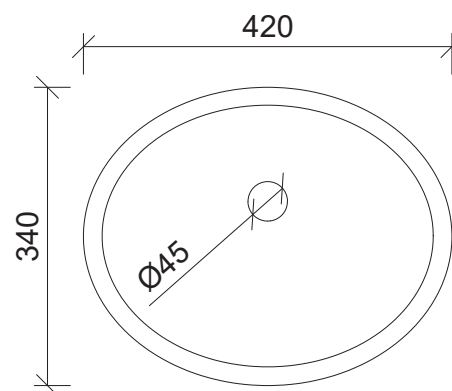


Oval Under Counter

WG White Gloss
OVL-BS-420-WG-S

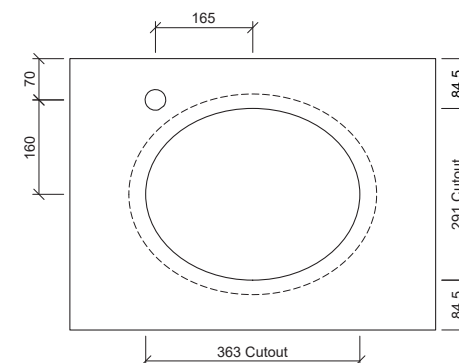


Under Counter

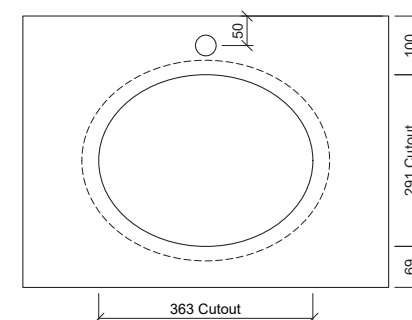


Drawings

Taphole Offset



Taphole Behind



Cut Out Specifications

Material: Ceramic
Approx Capacity: 8.7L
Cut Out Size: 365w x 280d
Waste Size: 32mm with overflow

Note: Due to the manufacturing process, ceramic basins will vary from their nominal stated sizes. Use the dimensions provided as a guide only. Waste not included. Refer to brochure for pricing.