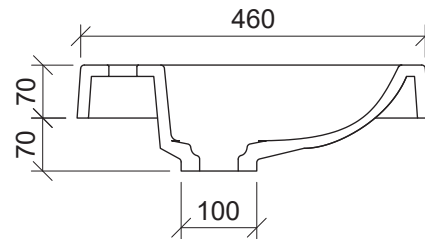
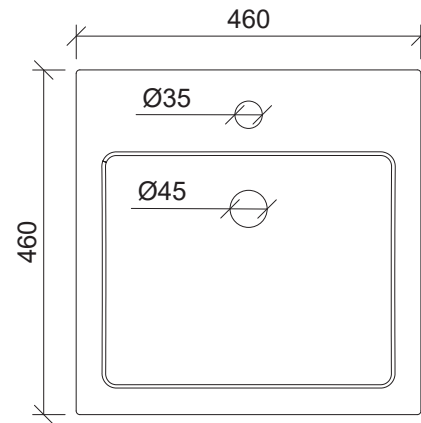
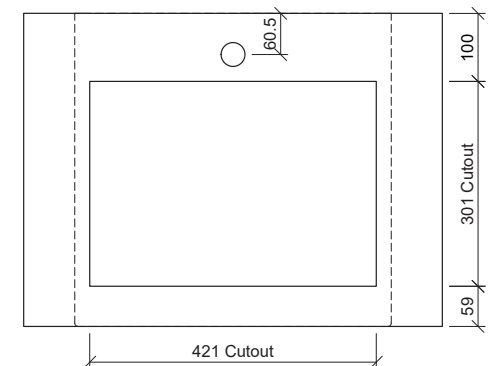


Cove Grand

WG White Gloss
COV-BS-460-WG-U



Taphole Behind



Inset

Drawings

Cut Out Specifications

Material: Mineral Composite
Approx Capacity: 9.8L
Cut Out Size: 421w x 301d
Waste Size: 40mm without overflow

Note: Waste not included. Refer to brochure for pricing.