
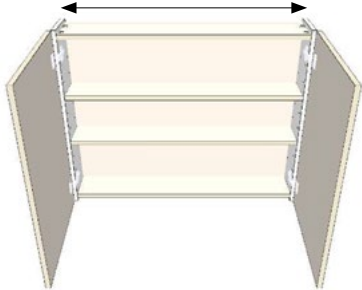


Shaving Cabinet Guide

Standard Without LED Lighting


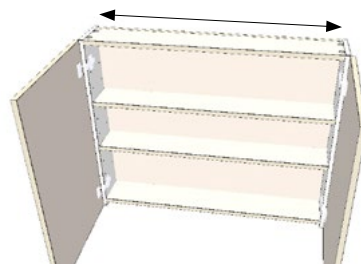
Top is set down from the left and right end panels



Bottom/Deck is set up from left and right end panels

Semi-Recessed Without LED Lighting

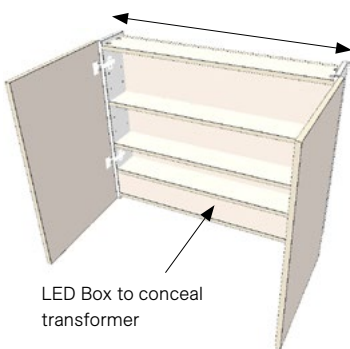
Top raised up flush with left and right panels



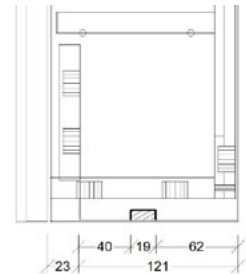
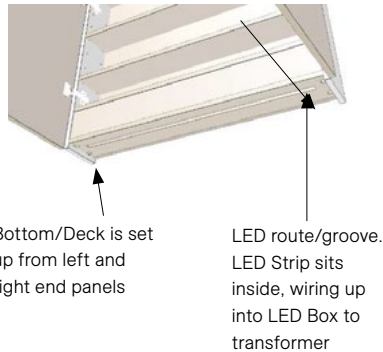
Bottom/Deck raised another 2mm and another panel is added. (To allow for a finger gap for opening the cabinet)

Standard With LED Lighting

Top is set down from the left and right end panels

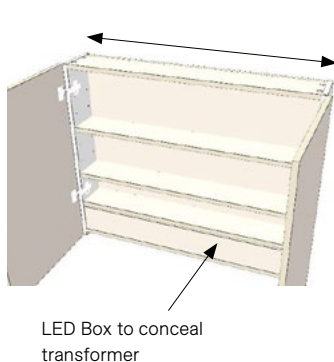


Cabling to rise on right side as standard



Semi-Recessed With LED Lighting

Top raised up flush with left and right panels



Cabling to rise on right side as standard

