
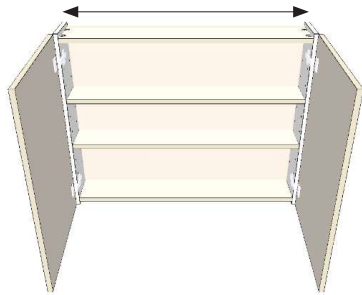


Shaving Cabinets

STANDARD WITHOUT LED LIGHTING

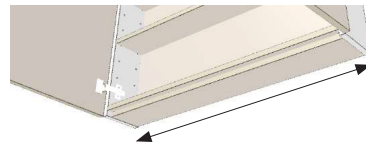
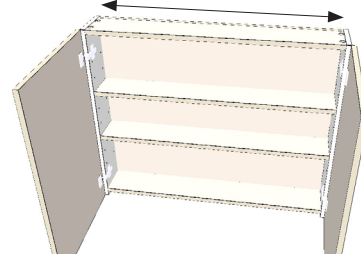
Top is set down from the left and right end panels



Bottom/Deck is set up from left and right end panels

SEMI-RECESSED WITHOUT LED LIGHTING

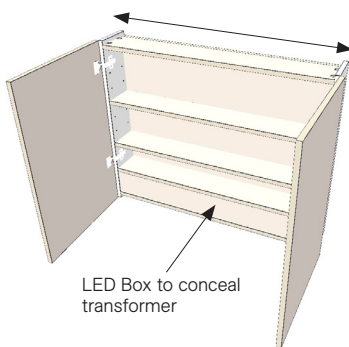
Top raised up flush with left and right panels



Bottom/Deck raised another 2mm and another panel is added. (To allow for a finger gap for opening the cabinet)

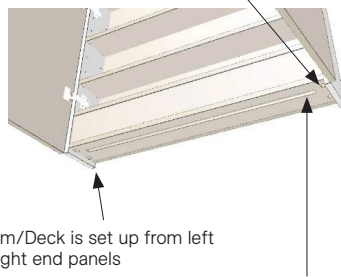
STANDARD WITH LED LIGHTING

Top is set down from the left and right end panels



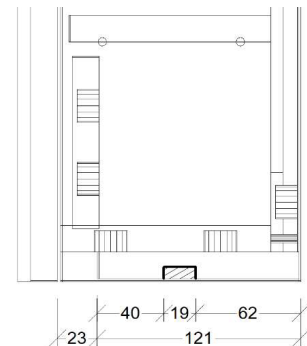
LED Box to conceal transformer

Cabling to rise on right side as standard



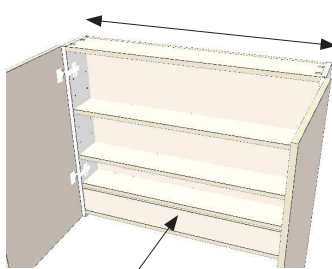
Bottom/Deck is set up from left and right end panels

LED route/groove. LED Strip sits inside, wiring up into LED Box to transformer



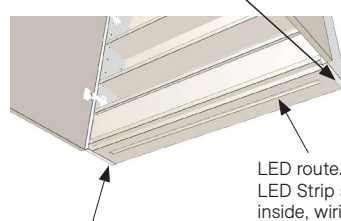
SEMI-RECESSED WITH LED LIGHTING

Top raised up flush with left and right panels



LED Box to conceal transformer

Cabling to rise on right side as standard



Bottom/Deck raised another 2mm and another panel is added (To allow for a finger gap for opening the cabinet)

LED route/groove. LED Strip sits inside, wiring up into LED Box to transformer

