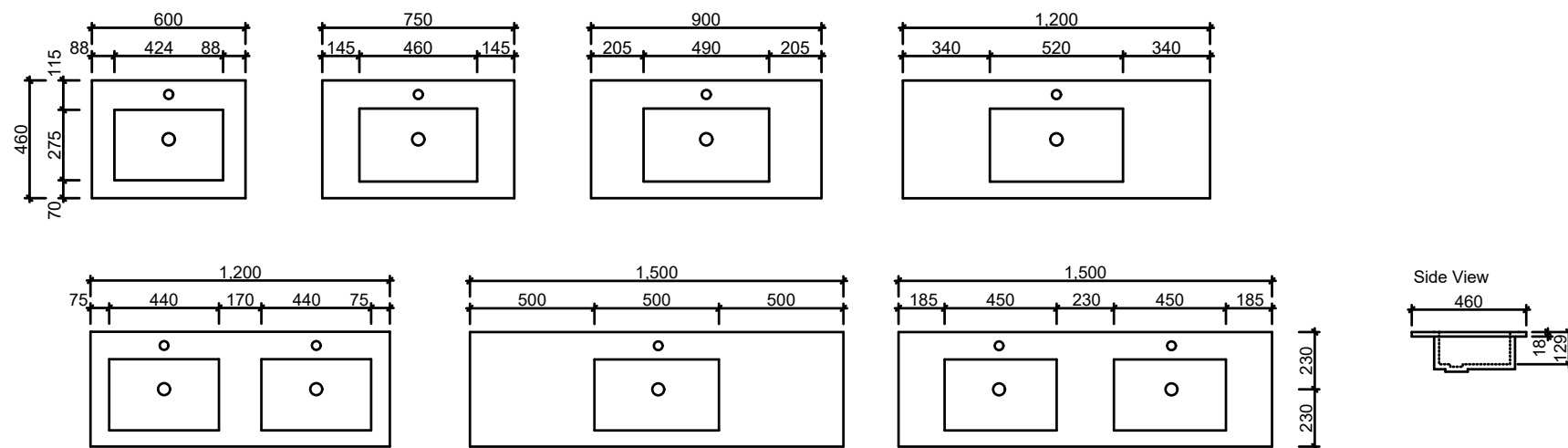


## Ceramic Vanity Tops

### ALPHA



**Waste Size:** 32mm with overflow

**Tap Holes:** 0 (600, 750, 900 centre bowl only, 1200 centre bowl only, 1500 single, 1500 double only), 1 or 3

**Bowl Depth:** 125mm

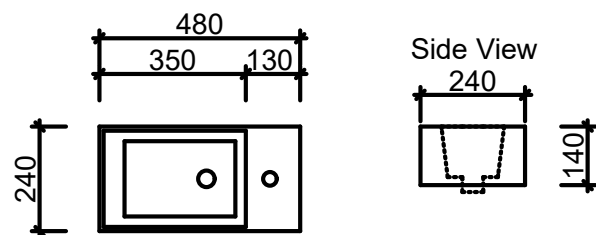
**Top Thickness:** 20mm

**Note:** Due to the manufacturing process ceramic tops will vary from their nominal stated sizes. Use the dimensions provided as a guide only. Due to this ceramic tops are not recommended for wall to wall installations. Where left or right hand options are available please specify or else cabinets will be supplied as per these drawings. All vanity top and basin sizes are nominal only. E&OE



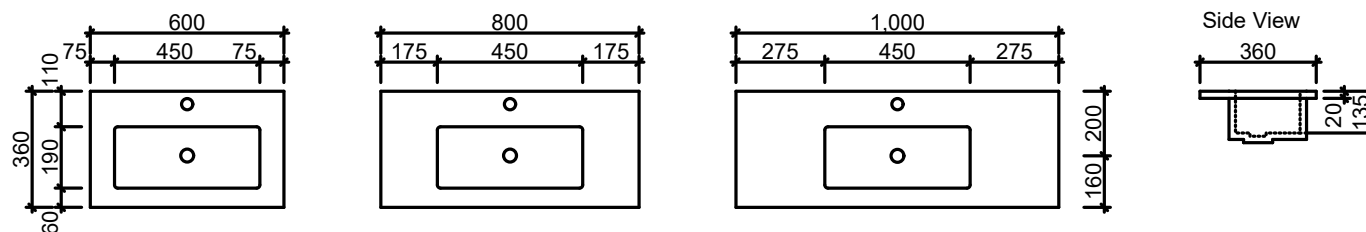
## Ceramic Vanity Tops

### LIBERTY



**Waste Size:** 32mm with overflow  
**Tap Holes:** 1  
**Bowl Depth:** 215mm  
**Top Thickness:** 140mm

### URBAN ENSUITE



**Waste Size:** 32mm with overflow  
**Tap Holes:** 1 or 3  
**Bowl Depth:** 115mm  
**Top Thickness:** 20mm

**Note:** Due to the manufacturing process ceramic tops will vary from their nominal stated sizes. Use the dimensions provided as a guide only. Due to this ceramic tops are not recommended for wall to wall installations. Where left or right hand options are available please specify or else cabinets will be supplied as per these drawings. All vanity top and basin sizes are nominal only. E&OE