



Timberline

# Laundry Collection

AUTUMN/WINTER 2026





# Why Choose Timberline



## 100% AUSTRALIAN MADE CABINETS

Every single cabinet in this brochure is 100% Australian made. That means you know you are getting a reliable product from a reliable source.



## MIX AND MATCH

You can mix and match your selections from our huge range of cabinet colours and handles. Personalise your vanity to create just the look you are after!



## EASY DIY INSTALLATION

DIY Installation is easy with our modular system. Each module is built ready for you to install. No flat packs here.

*Add Value*



The modular laundry system is a customisable solution to suit your individual needs.



@timberlineaustralia

Follow us for more inspiration.



### 5 YEAR WARRANTY

It is with pure confidence that we guarantee all our laundry cabinets for a full 5 years. We believe in what we do!



All prices in this brochure are recommended retail prices only. Please confirm pricing with your local distributor. The prices include GST and delivery to your store. Prices are subject to change without notice.

## GREEN TIP

Look for eco-friendly detergents that are plant-based, phosphate-free, and biodegradable.



Marmo Grigio Natural  
Laminate Benchtop

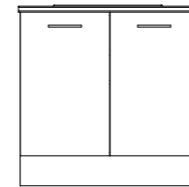
Chrome 230mm  
D Handles

White Satin  
All-in-One Cabinet

## RECREATE THIS LOOK

If you're looking for an option that is both cost-effective and looks great, this All-in-One cabinet is a smart choice. Perfect for smaller spaces, this compact design provides both your cleaning and storage solutions in one.

Complete laundry  
cost as pictured  
**\$1,690**



All-in-One cabinet 910mm  
BAS-LC-900-COMBO | **\$1,690**



Includes Stainless  
Steel Sink

Includes One  
Adjustable Shelf

NOTE: All-in-One cabinet includes cabinet, sink and laminate or SilkSurface top.  
See page 33 for laundry sink details. Tapware and appliances not included. Top cut-outs are to be done onsite.

**PRO TIP**

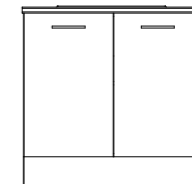
If space is a premium in your laundry, an All-in-One cabinet may be just the thing you need.



Complete laundry cost as pictured  
**\$2,311**

**RECREATE THIS LOOK**


If you're after a laundry solution that's compact, stylish and full of personality, this All-in-One cabinet ticks all the boxes. Designed to make the most of smaller spaces, it blends clever storage with warm tones - proving that even your laundry can have a little design flair.



All-in-One cabinet 910mm  
 BAS-LC-900-COMBO | **\$1,690**



Base Fill Panel 16mm  
 PNL-OPT-LND-FILL-L | **\$49**



Open Shelf 900 x 200mm  
 OSC-LC-900-SH | **\$572**

NOTE: All-in-One cabinet includes cabinet, sink and laminate or SilkSurface top. See page 33 for laundry sink details. Tapware and appliances not included. Top cut-outs are to be done onsite.

**GREEN TIP**

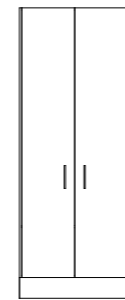
Choose shorter and cooler laundry cycles to cut down on energy consumption.



**RECREATE THIS LOOK**

This laundry duo is spot-on for any modern home, featuring sleek black accents alongside the inviting warmth of Prime Oak. The SilkSurface benchtop provides ample space for pre-treating stains or folding clothes, offering lasting beauty and worry-free functionality.

Complete laundry cost as pictured  
**\$5,253**




Tall Cabinet 800mm  
 TLL-LC-800 | **\$1,709**



Base End Panel 16mm  
 PNL-OPT-LND-FULL-L | **\$86**



Base End Panel 16mm  
 PNL-OPT-LND-FULL-L | **\$86**



Base Cabinet 900mm with Sink  
 BAS-LC-900 | **\$929**  
 LND-OPT-SINK | **\$637**



Base Fill Panel 16mm  
 PNL-OPT-LND-FILL-R | **\$49**



20mm SilkSurface  
 Benchtop 2248mm  
 BTP-LBT-SST | **\$1,757<sup>^</sup>**

Black 340mm  
 Monarch Handles

Prime Oak Cabinets

Prime Oak Base  
 End Panels

See pages 58 – 63 for our collection of cabinet colours. NOTE: Tapware and appliances not included.  
<sup>^</sup>SilkSurface Benchtop | **\$764** per linear metre, minimum charge 1m.

**PRO TIP**

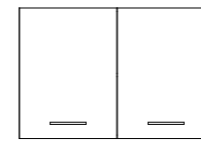
Be sure to factor in any clear space required around your appliances when designing your laundry.



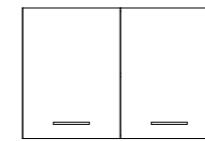
**RECREATE THIS LOOK**

This laundry is sure to be a head-turner. The combination of dark timber and White Satin cabinets add a modern touch, while the top cabinets and shelves provide ample space to keep it clutter-free. This design with its great storage options makes organisation a breeze.

Complete laundry cost as pictured  
**\$5,334**



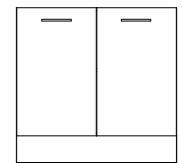
Top Cabinet 900 x 600mm  
OVR-LC-900 | **\$628**



Top Cabinet 900 x 600mm  
OVR-LC-900 | **\$628**



CUSTOM SIZE  
Top Cabinet 432 x 600mm  
OSC-LC-450-SH3 | **\$583**



Base Cabinet 900mm with Sink  
BAS-LC-900 | **\$929**  
LND-OPT-SINK | **\$637**



Base End Panel 16mm  
PNL-OPT-LND-FULL-L | **\$86**



Base End Panel 16mm  
PNL-OPT-LND-FULL-R | **\$86**



20mm SilkSurface  
Benchtop 2232mm  
BTP-LBT-SST | **\$1,757<sup>^</sup>**

See pages 58 – 63 for our collection of cabinet colours. NOTE: Tapware and appliances not included.  
<sup>^</sup>SilkSurface Benchtop | **\$764** per linear metre, minimum charge 1m.

## GREEN TIP

Run full loads to save water and energy. If you do need to do a smaller load, adjust the water level accordingly.




Complete laundry cost: **\$4,277**  
(with standard cabinet doors instead of routed panels)

## RECREATE THIS LOOK

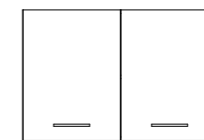
This laundry is the perfect blend of fun and classic style. The thin routed cabinet fronts bring a subtle touch of character, while the New Penny satin cupboards, paired with gold finishes, create a warm feel.



Tall Cabinet 450mm  
TLL-LC-450 | **\$1,319**



Base Cabinet 900mm with Sink  
BAS-LC-900 | **\$929**  
LND-OPT-SINK | **\$637**



Top Cabinet 900 x 600mm  
OVR-LC-900 | **\$628**



20mm SilkSurface  
Benchtop 905mm  
BTP-LBT-SST | **\$764<sup>^</sup>**

\*Includes Kent route upgrade | **\$197** per door, **\$394** per tall door.  
See page 32 for more route options. NOTE: Tapware and appliances not included.  
<sup>^</sup>SilkSurface Benchtop | **\$764** per linear metre, minimum charge 1m.

**PRO TIP**

Check that your chosen sink will fit in the base cupboard.  
To be safe, use a 900mm base cupboard.




**RECREATE THIS LOOK**

The soft grey and blue tones in this laundry create a relaxed feel, allowing for a comfortable and inviting space. The top cabinet and shelves provide additional storage solutions, and are in perfect balance with the base cabinets.



Complete laundry cost: **\$4,744**  
(with standard cabinet doors instead of routed panels)



\*Includes Sussex route upgrade | **\$197** per door. See pages 48 – 53 for more SilkSurface benchtop colours. NOTE: Tapware and appliances not included.  
^SilkSurface Benchtop | **\$764** per linear metre, minimum charge 1m.

**PRO TIP**

Don't forget to decorate! Add some greenery to make your laundry feel more homely.



Gunmetal Duke Knobs

Bronzite SilkSurface Benchtop

Olive Satin Cabinets (with Sussex 3mm Route Upgrade)

450mm Deluxe Soft-Close Laundry Basket System

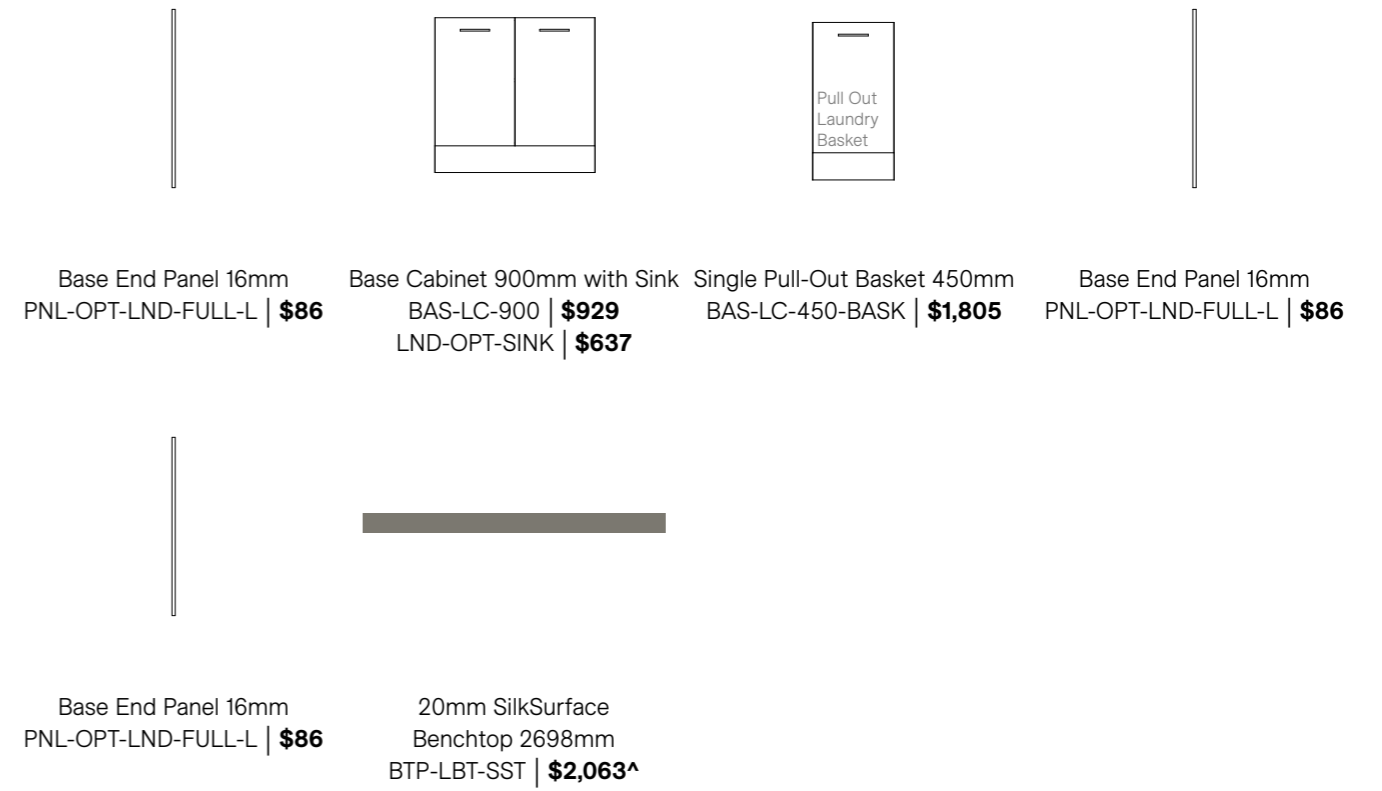
Olive Satin Base End Panels

**RECREATE THIS LOOK**

Infuse your laundry with a country charm by combining shaker cabinets with a painted finish. Pair timeless design with modern convenience by incorporating a hidden laundry basket - perfect for keeping dirty clothes out of sight.



Complete laundry cost: **\$5,692** (with standard cabinet doors instead of routed panels)



\*Includes Sussex route upgrade | **\$197** per door. See page 32 for more route options. Sussex routing reduced to 3mm when using the Deluxe Soft-Close Laundry Basket System. NOTE: Tapware and appliances not included. <sup>^</sup>SilkSurface Benchtop | **\$764** per linear metre, minimum charge 1m.

## GREEN TIP

Instead of harsh chemicals, opt for natural stain removers like sunlight, lemon juice, or baking soda.



## RECREATE THIS LOOK

Open shelves are a great way to display your favourite items and create the illusion of space. The combination of White Satin and Classic Oak cabinets gives a relaxed, natural look, and add a coastal vibe to this laundry.

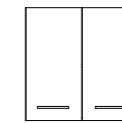
Complete laundry cost as pictured  
**\$6,454**




Tall Cabinet 450mm  
 TLL-LC-450 | **\$1,319**



Tall Cabinet 450mm  
 TLL-LC-450-SH | **\$1,386**



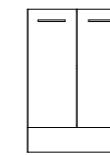
CUSTOM SIZE  
 Top Cabinet 682 x 600mm  
 OVR-LC-900 | **\$628**



Open Shelf 600 x 600mm  
 OSC-LC-600-SH2 | **\$603**



Base End Panel 16mm  
 PNL-OPT-LND-FULL-L | **\$86**



Base Cabinet 600mm with Sink  
 BAS-LC-600 | **\$753**  
 LND-OPT-SINK | **\$637**



Base Fill Panel 16mm  
 PNL-OPT-LND-FILL-R | **\$49**



20mm SilkSurface  
 Benchtop 1282mm  
 BTP-LBT-SST | **\$993\***

See pages 32 – 59 for more customising options and upgrades options. NOTE: Tapware and appliances not included.  
 \*SilkSurface Benchtop | **\$764** per linear metre, minimum charge 1m.

**PRO TIP**

When starting a laundry makeover, consider creating a moodboard of ideas and inspiration.



**RECREATE THIS LOOK**

The combination of soft colours, elegant gold handles and spacious storage makes for a luxurious look in your laundry. The laundry rail gives you plenty of room to organise your clothes and ensure they stay dry and crease-free whatever the weather.



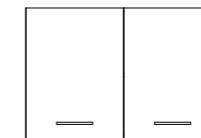
Complete laundry cost: **\$6,453**  
(with all standard cabinet handles instead of Push-To-Open)



Top Cabinet 900 x 600mm  
OVR-LC-900 | **\$628**



CUSTOM SIZE  
Top Cabinet 882 x 300mm  
OVR-LC-900-300 | **\$497**



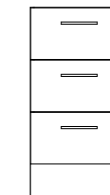
Top Cabinet 900 x 600mm  
OVR-LC-900 | **\$628**



Top End Panel 16mm  
PNL-OPT-LND-OHPAN-R | **\$62**



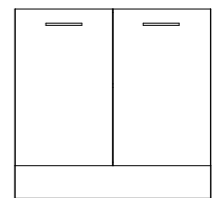
Laundry Rail 882mm  
LND-OPT-RAIL-CR | **\$52\***



Base Cabinet 450mm  
BAS-LC-450-DR3 | **\$822**



Base End Panel 16mm  
PNL-OPT-LND-FULL-L | **\$86**



Base Cabinet 900mm with Sink  
BAS-LC-900 | **\$929**  
LND-OPT-SINK | **\$637**



Base Fill Panel 16mm  
PNL-OPT-LND-FILL-R | **\$49**



20mm SilkSurface  
Benchtop 2682mm  
BTP-LBT-SST | **\$2,063^**

\*Includes Push-To-Open door upgrade | **\$65** per door. Laundry Rail | **\$52** per linear metre, minimum charge 1m. NOTE: Tapware and appliances not included.  
^SilkSurface Benchtop | **\$764** per linear metre, minimum charge 1m. See pages 32 – 59 for accessories and optional extras.

**PRO TIP**

Designing a wall to wall laundry? Consider whether you need custom sized cabinets to suit!



Black Matte Laundry Rail

Push-To-Open Upgrade on Top Cabinet Doors

Black Satin Top End Panel

Black 200mm Ova Handles on Base Cabinets

Carrara Matt Laminate Benchtop

Black Satin Base End Panel

Black Satin Cabinets


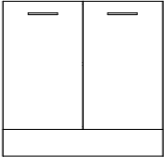





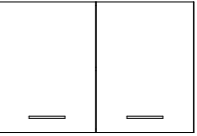
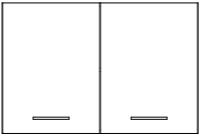
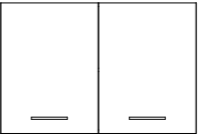


Black Satin Base Fill Panels

**RECREATE THIS LOOK**

Create a sophisticated and functional laundry space with a sleek Black Satin finish. Ample storage keeps everything neatly tucked away, while a spacious laundry bench and a handy clothes rail makes sorting and organising a breeze.



Complete laundry cost: **\$7,612**  
(with standard cabinets instead of Push-To-Open doors)

			
Base Fill Panel 16mm PNL-OPT-LND-FILL-L   <b>\$49</b>	Base Cabinet 900mm BAS-LC-900   <b>\$929</b>	Base Cabinet 900mm BAS-LC-900   <b>\$929</b>	Base End Panel 16mm PNL-OPT-LND-FULL-L   <b>\$86</b>
			
Base Cabinet 450mm BAS-LC-450-DR3   <b>\$822</b>	Base Fill Panel 16mm PNL-OPT-LND-FILL-R   <b>\$49</b>	Laundry Rail 900mm LND-OPT-RAIL-BL   <b>\$52*</b>	Top Cabinet 900 x 600mm OVR-LC-900   <b>\$628</b>
			
Top Cabinet 900 x 600mm OVR-LC-900   <b>\$628</b>	Top Cabinet 900 x 600mm OVR-LC-900   <b>\$628</b>	Top End Panel 16mm PNL-OPT-LND-OHPAN-R   <b>\$62</b>	33mm Laminate Benchtop 3598mm BTP-LBT-LAM   <b>\$2,750^</b>

\*Includes Push-To-Open door upgrade | \$65 per door. Laundry Rail | \$52 per linear metre, minimum charge 1m. See pages 58 – 59 for more paint colours.  
NOTE: Tapware, sink and appliances not included. ^Laminate Benchtop | \$764 per linear metre, minimum charge 1m.

**PRO TIP**

Laundry makeover? Avoid shifting the sink and appliances to prevent moving plumbing and electrical work.



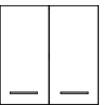
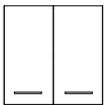
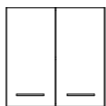









**RECREATE THIS LOOK**

The Light Grey Satin finish and Sussex routed cabinet doors have been combined to provide this laundry with a traditional finish. Plus the tall cupboard offers extra storage space for your linens to keep them neatly packed away.



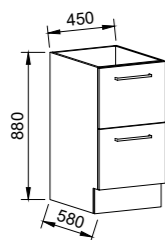
Complete laundry cost: **\$6,518**  
(with standard doors instead of routed panels)

			
Tall Cabinet 450mm TLL-LC-450   <b>\$1,319</b>	Top End Panel 16mm PNL-OPT-LND-OHPAN-L   <b>\$62</b>	CUSTOM SIZE Top Cabinet 638 x 600mm OVR-LC-900   <b>\$628</b>	CUSTOM SIZE Top Cabinet 638 x 600mm OVR-LC-900   <b>\$628</b>
			
CUSTOM SIZE Top Cabinet 638 x 600mm OVR-LC-900   <b>\$628</b>	Top End Panel 16mm PNL-OPT-LND-OHPAN-R   <b>\$62</b>	Laundry Rail 1000mm LND-OPT-RAIL-BL   <b>\$52*</b>	Base End Panel 16mm PNL-OPT-LND-FULL-L   <b>\$86</b>
			
Base End Panel 16mm PNL-OPT-LND-FULL-R   <b>\$86</b>	Base Cabinet 600mm with Sink BAS-LC-600   <b>\$753</b> LND-OPT-SINK   <b>\$637</b>	Base Fill Panel 16mm PNL-OPT-LND-FILL-L   <b>\$49</b>	20mm SilkSurface Benchtop 1948mm BTP-LBT-SST   <b>\$1,528*</b>

\*Includes Sussex route upgrade | \$197 per door, \$394 per tall door. Laundry Rail | \$52 per linear metre, minimum charge 1m. SilkSurface Benchtop | \$764 per linear metre, minimum charge 1m. NOTE: Tapware and appliances not included. See pages 48 – 53 for more SilkSurface benchtop colours.

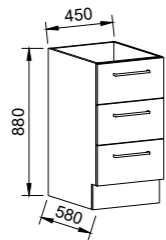
# Laundry Modules

## Base Cabinet 450mm



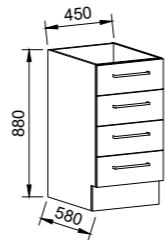
SKU	RRP
BAS-LC-450-DR2	\$753
NOTE: 528mm deep to front of kick panel	

## Base Cabinet 450mm



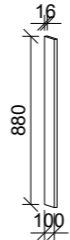
SKU	RRP
BAS-LC-450-DR3	\$822
NOTE: 528mm deep to front of kick panel	

## Base Cabinet 450mm



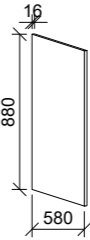
SKU	RRP
BAS-LC-450-DR4	\$849
NOTE: 528mm deep to front of kick panel	

## Base Fill Panel 16mm



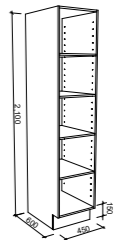
SKU	RRP
PNL-OPT-LND-FILL-L	\$49
PNL-OPT-LND-FILL-R	\$49

## Base End Panel 16mm



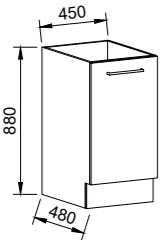
SKU	RRP
PNL-OPT-LND-FULL-L	\$86
PNL-OPT-LND-FULL-R	\$86

## Tall Cabinet 450mm



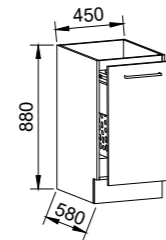
SKU	RRP
TLL-LC-450-SH	\$1,386
NOTE: 528mm deep to front of kick panel	

## Base Cabinet 450mm



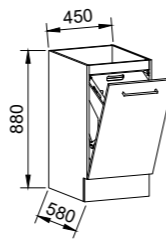
SKU	RRP
BAS-LC-450	\$660
NOTE: 528mm deep to front of kick panel	

## Base Cabinet 450mm



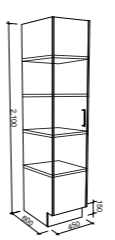
SKU	RRP
BAS-LC-450-BASK	\$1,805
NOTE: 528mm deep to front of kick panel	

## Base Cabinet 450mm



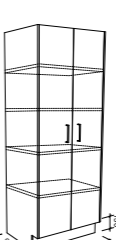
SKU	RRP
BAS-LC-450-BASKFLIP	\$1,805
NOTE: 528mm deep to front of kick panel	

## Tall Cabinet 450mm



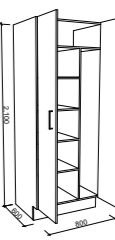
SKU	RRP
TLL-LC-450	\$1,319
NOTE: 528mm deep to front of kick panel. Fingerpull not available on tall units.	

## Tall Cabinet 800mm



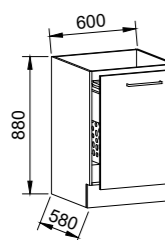
SKU	RRP
TLL-LC-800	\$1,709
NOTE: 528mm deep to front of kick panel. Fingerpull not available on tall units.	

## Tall Cabinet 800mm



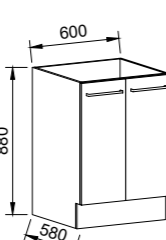
SKU	RRP
TLL-LC-800-BR	\$1,942
NOTE: 528mm deep to front of kick panel. Broom section is 250mm wide. Fingerpull not available on tall units.	

## Base Cabinet 600mm



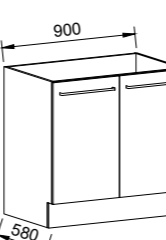
SKU	RRP
BAS-LC-600-BASK	\$1,933
NOTE: 528mm deep to front of kick panel	

## Base Cabinet 600mm



SKU	RRP
BAS-LC-600	\$753
NOTE: 528mm deep to front of kick panel	

## Base Cabinet 900mm



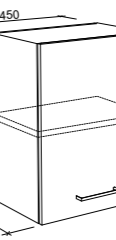
SKU	RRP
BAS-LC-900	\$929
NOTE: 528mm deep to front of kick panel	

## Tall Fill Panel 16mm



SKU	RRP
PNL-OPT-LND-TLFIL-L	\$75
PNL-OPT-LND-TLFIL-R	\$75

## Top Cabinet 450 x 600mm



SKU	RRP
OVR-LC-450	\$458

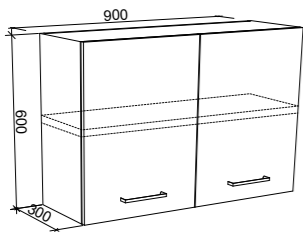
## Top Cabinet 600 x 600mm



SKU	RRP
OVR-LC-600	\$566

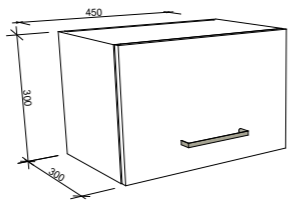
# Laundry Modules Continued

Top Cabinet 900 x 600mm



SKU	RRP
OVR-LC-900	\$628

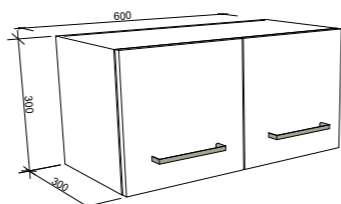
Top Cabinet 450 x 300mm\*



LH OR RH HINGE

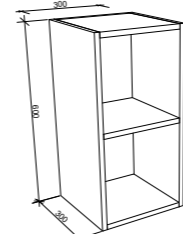
SKU	RRP
OVR-LC-450-300	\$320

Top Cabinet 600 x 300mm\*



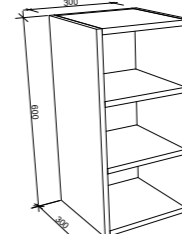
SKU	RRP
OVR-LC-600-300	\$402

Open Shelf 300 x 600mm



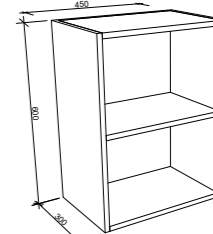
SKU	RRP
OVR-LC-300-SH2	\$483

Open Shelf 300 x 600mm



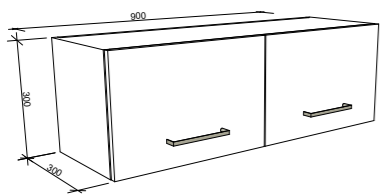
SKU	RRP
OVR-LC-300-SH3	\$520

Open Shelf 450 x 600mm



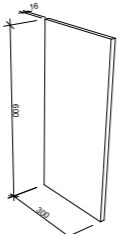
SKU	RRP
OSC-LC-450-SH2	\$543

Top Cabinet 900 x 300mm\*



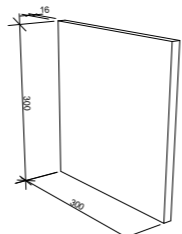
SKU	RRP
OVR-LC-900-300	\$497

Top End Panel 16mm x 600mm



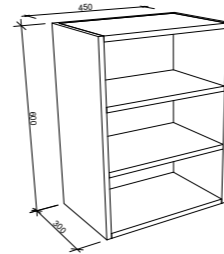
SKU	RRP
PNL-OPT-LND-OHPAN-L	\$62
PNL-OPT-LND-OHPAN-R	\$62

Top End Panel 16mm x 300mm



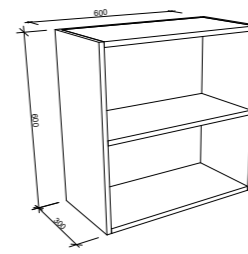
SKU	RRP
PNL-OPT-LND-30PAN-L	\$55
PNL-OPT-LND-30PAN-R	\$55

Open Shelf 450 x 600mm



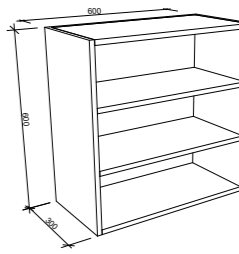
SKU	RRP
OSC-LC-450-SH3	\$583

Open Shelf 600 x 600mm



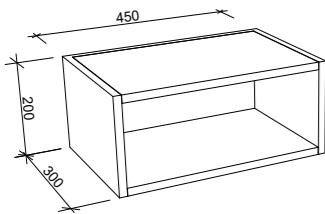
SKU	RRP
OSC-LC-600-SH2	\$603

Open Shelf 600 x 600mm



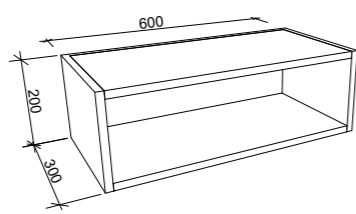
SKU	RRP
OSC-LC-600-SH3	\$647

Open Shelf 450 x 200mm\*



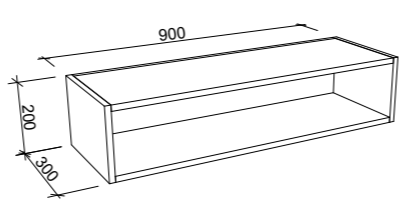
SKU	RRP
OSC-LC-450-SH	\$409

Open Shelf 600 x 200mm\*



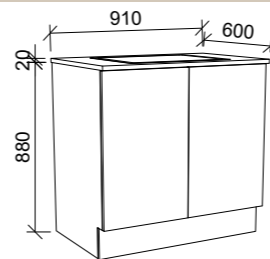
SKU	RRP
OSC-LC-600-SH	\$505

Open Shelf 900 x 200mm\*



SKU	RRP
OSC-LC-900-SH	\$572

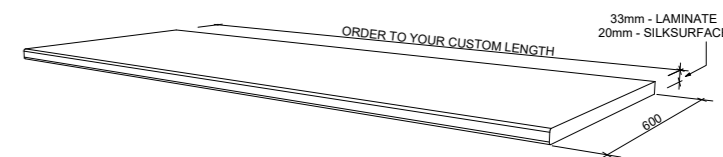
All In One 910mm



SKU	RRP
BAS-LC-900-COMBO	\$1,690

NOTE: 528mm deep to front of kick panel

Benchtops^



MAX LAMINATE BENCHTOP LENGTH = 3600mm | MAX SILKSURFACE BENCHTOP LENGTH = 3000mm  
 ROUNDED FRONT TO LAMINATE BENCHTOP | FLAT FRONT TO SILKSURFACE BENCHTOP

BENCHTOP	SKU	RRP (Min. charge for 1m)
33mm Laminate Benchtop	BTP-LBT-LAM	\$764
20mm SilkSurface Benchtop	BTP-LBT-SST	\$764

\*Top cabinets mounted directly above open shelves require handles or Push-To-Open upgrade. See page 33 for PTO upgrade. Fingerpull not available. ^Benchtops are to be purchased with laundry modules and cannot be ordered separately. Laminate benchtops are laminated both ends. Minimum charge for 1m. Cut-outs to be done onsite.

# Cabinet Upgrade Options


Colour Options (Price per cabinet)		
	SKU	RRP
Special Paint or Woodgrain Finishes	COL-OPT-SPC	\$258

**Did You Know?** You can upgrade to routed doors on any laundry module. Drawer and door widths might vary depending on cabinet layout. Available in painted finishes only. **\*NOTE:** Double charge applies per tall cabinet door panel.

Upgrade Options (Price per door/drawer)		
	SKU	RRP
Upgrade Door/Drawer to routed panel (Per panel)	ROU-OPT-SHAKER	\$197



Apollo                      Classic                      Dockland                      Kent



Sussex                      Vertical                      Victoria                      Washboard

Push-To-Open Hinge		
	SKU	RRP (Per door)
Upgrade laundry module with to Push-To-Open hinge (per door)	UPG-OPT-DOOR-PTO	\$65

# Cabinet & Drawer Interiors

The classic white cabinet interiors, made from melamine, are durable and able to withstand daily wear and tear. Adjustable shelves and drawers fitted with soft-close fittings guarantee a clean and organised look. Every cabinet comes with a 5 year warranty and is proudly manufactured in Australia.

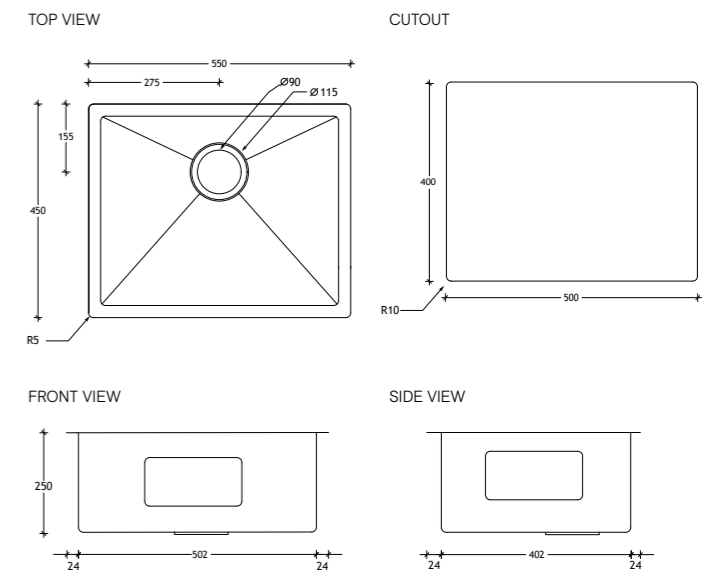


# Laundry Sink

Our 61 litre 304 stainless steel laundry sink is useful for hand-washing clothes, treating stains and even just cleaning up around the house. It can be dropped into a slab or laminate top with ease.



Includes plug and waste.



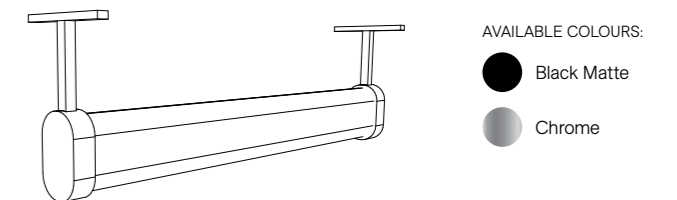
Stainless Steel Laundry Sink	
SKU	RRP
LND-OPT-SINK	\$637

NOTE: Minimum base unit required 600mm W x 570mm D.

# Laundry Rail

The laundry rail gives you plenty of room to organise your clothes and ensure they stay dry and crease-free whatever the weather.

Laundry Rail	
SKU	RRP
LND-OPT-RAIL-CR	\$52 per metre
LND-OPT-RAIL-BL	\$52 per metre



NOTE: Please specify required length and colour when ordering. End flanges and centre flange included in pricing. Minimum charge for 1m.

# Laundry Basket System

Available in pull-out and flip-down options, laundry basket systems are perfect for keeping dirty laundry out of sight and preparing for the next load of washing. Baskets are removable for ease of use and complete with air vents to reduce build up of moisture.

## Single Pull-Out Basket 450mm Cabinet, 48L Capacity

SIZE	SKU	RRP
Single Pull-Out Basket (Base Cabinet 450mm, 48L Capacity)	BAS-LC-450-BASK	\$1,805



## Double Pull-Out Baskets 600mm Cabinet, 70L Capacity

SIZE	SKU	RRP
Double Pull-Out Baskets (Base Cabinet 600mm, 70L Capacity)	BAS-LC-600-BASK	\$1,933



## Single Flip-Down Basket 450mm Cabinet, 48L Capacity

SIZE	SKU	RRP
Single Flip-Down Basket (Base Cabinet 450mm, 48L Capacity)	BAS-LC-450-BASKFLIP	\$1,805



# Laundry Bin

Easy to install, easy to clean and easy to use! Keeping your new laundry space neat and tidy is easy with your new stainless steel bin. Complete with push-to-open lid for ease of use.

## 4L Stainless Steel Bin

SKU	RRP
WB-OPT-BIN	\$122

NOTE: Alterations to the size and position of the base cabinet internal shelf will be made to accommodate for the bin. Sent loose for onsite installation.



# In-Drawer Powerpoints

The in-drawer powerpoint is a simple but practical addition. For multi-drawer cabinets just let us know which drawer you would like it in. Standard position top drawer unless specified otherwise. **Please note: an electrician will be required to hardwire the powerpoint during installation.**

## In-drawer Powerpoint (each)

SKU	RRP
PPT-OPT-INDRW	\$174



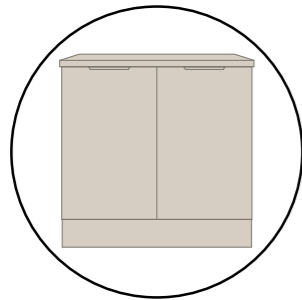
## Did You Know?

You can mix and match your selections from our huge range of cabinet colours and handles. Give our friendly team a call and discuss your options. Refer to page 32 for special cabinet colour pricing.

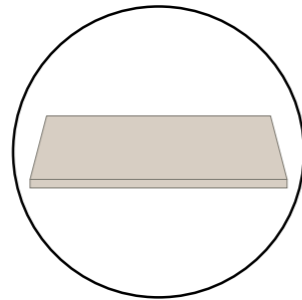


# How it Works

## WHAT WE GIVE YOU

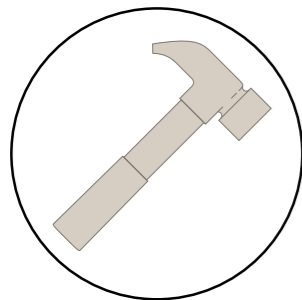


Fully assembled individual modular cabinets

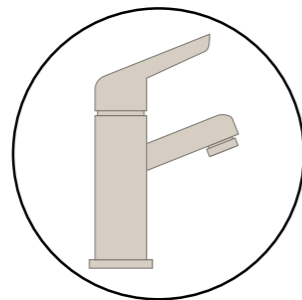


Blank slab to be cut onsite

## WHAT YOU NEED



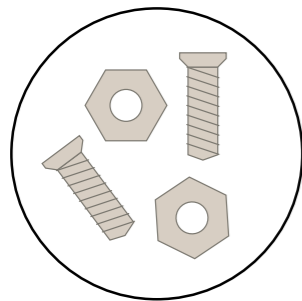
Cabinet maker or DIY handyman for installation of cabinets in your laundry



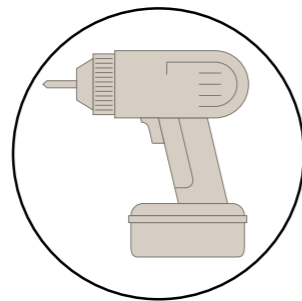
Laundry sink and tap



Plumber for connecting your sink and washing machine



Suitable fixings for attaching cabinets to the wall, compliant with the National Construction Code (NCC 2022).



Tools required for installation including level, planer, screw gun, drill, drill bits, hole saws, jigsaw, etc.

# Ordering Checklist

The modular laundry cabinets in this brochure let you configure endless combinations and layouts. But before you let your creative side run wild, a bit of planning is needed to ensure that you end up with the stunning laundry you're looking for.

## CHECKLIST

- Measure the total overall size you have available. Remember to make allowance for wall tiles if your laundry hasn't yet been tiled.
- Check your washing machine and tumble dryer sizes and confirm with the manufacturer how much free space is required around them. We advise that you provide a bit too much free space rather than too little. This ensures that if you replace your machines later you won't be left with a space that is too small. Minimum 650mm gap is recommended.
- Select your preferred cabinet layout from the options.
- Check your laundry sink size with your plumber. We recommend a 900mm base cabinet to fit the sink. Some smaller sinks may fit into a 600mm base cabinet.
- Place the sink next to your washing machine. This allows your plumber to connect the water pipes for the machine.
- Work out your benchtop length. Once you have your cabinet layout confirmed, you can do this by adding up the CABINET + END PANEL + WASHING MACHINE sizes to work out the overall benchtop length.  
NOTE: Maximum laminate benchtop length = 3600mm.  
Maximum SilkSurface benchtop length = 3000mm. Cut outs are to be done onsite.

## THINGS TO CONSIDER

- **Does the side of your cupboard butt up against a wall?**  
If so, be sure to order a FILLER PANEL to go between the wall and the side of the cupboard. This allows for a neat finish and helps to prevent doors and drawers from scraping up against the wall.
- **And what if they don't butt up to a wall?**  
END PANELS provide a tidy finish for washing machines, dryers and cupboards that don't butt up against a wall, creating a smarter looking space overall. Of course, this isn't mandatory – the sides of all Timberline laundry modules are finished in the same colour at the fronts, making a neat, finished cabinet.
- **For wall to wall laundries...**  
If you are creating a wall to wall laundry we can make a special width cabinet to suit! For example, we can reduce the size of a 900mm cabinet to 850mm, priced on next size up.
- **Not all appliances are created equal!**  
Be sure to consider the depth of your chosen appliances when designing your laundry. Different appliances are different sizes, and so they may protrude further than the benchtop when installed, rather than sitting flush with the top edge.
- **Avoiding cabinet and drawer creep...**  
Ensuring that you start with a level surface before installation is the best way to avoid cabinet doors and drawers from unexpectedly creeping open. Be sure to check out the **Installation Instructions** at [timberline.com.au](http://timberline.com.au) in preparation for cabinet installation and drawer adjustments.



MODULAR LAUNDRY SYSTEM ORDER FORM

To make life easy, fill this form in with your customer. Please enter quantities in corresponding boxes below.

Fax to: 02 6773 8555 Email to: sales@timberline.com.au

STORE DETAILS

Company Name: \_\_\_\_\_ Completed by: \_\_\_\_\_
Purchase Order No: \_\_\_\_\_ Date: \_\_\_\_\_

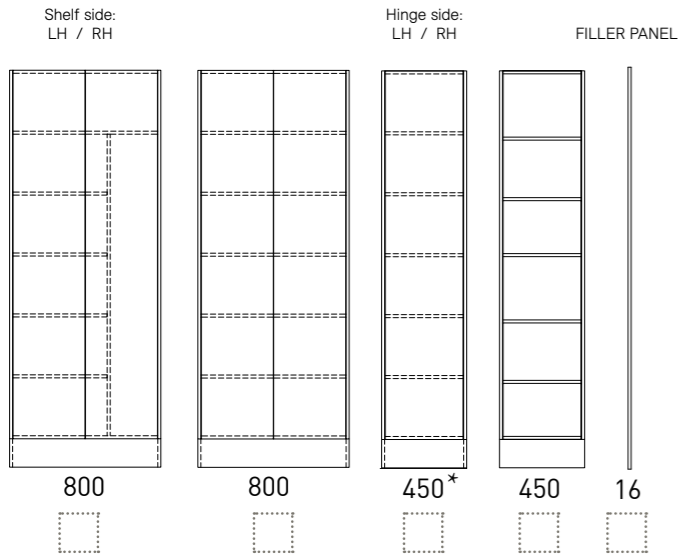
CUSTOMER DETAILS

Customer Name: \_\_\_\_\_ Customer Contact No: \_\_\_\_\_
Customer Signature: \_\_\_\_\_ Customer Email: \_\_\_\_\_

MODULAR LAUNDRY SYSTEM

TALL CUPBOARDS/SHELVES/FILL PANEL

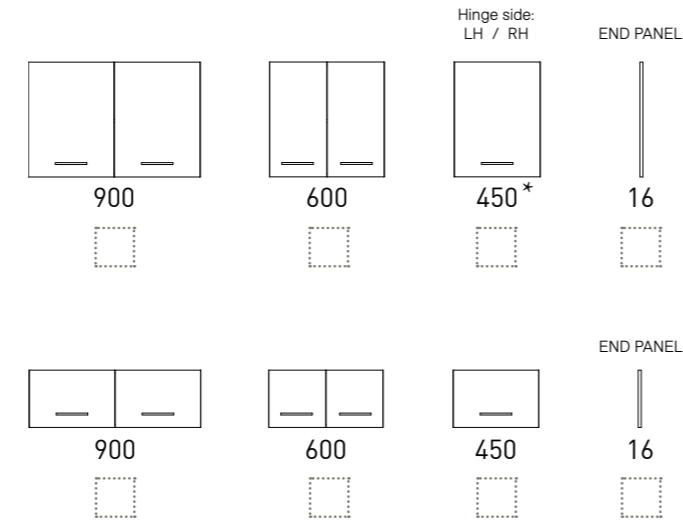
Colour: \_\_\_\_\_ Upgrades (if any): \_\_\_\_\_



NOTE: Hinge side to be specified on all single doors

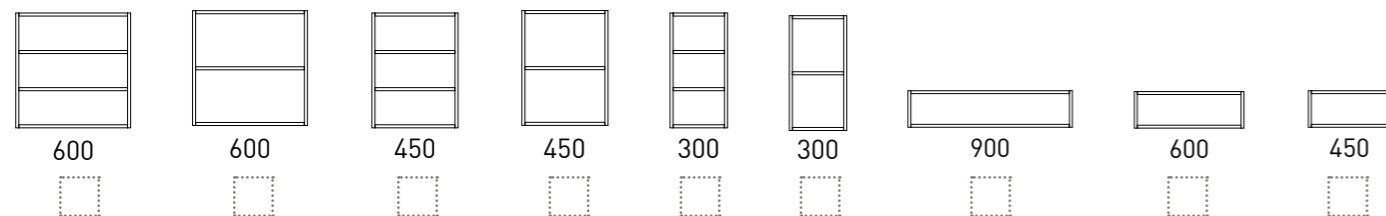
OVERHEAD CUPBOARDS/END PANEL

Colour: \_\_\_\_\_ Upgrades (if any): \_\_\_\_\_



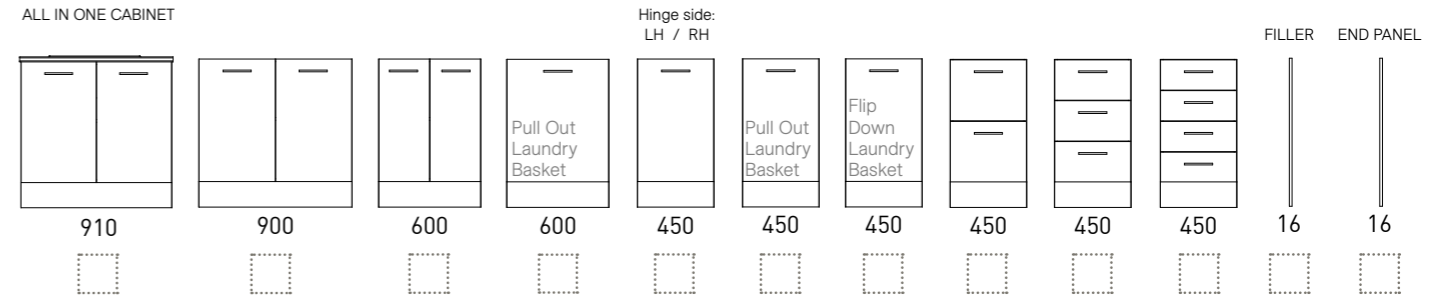
OPEN SHELVES

Colour: \_\_\_\_\_



BASE CUPBOARDS/FILLER/END PANEL

Colour: \_\_\_\_\_ Upgrades (if any): \_\_\_\_\_



NOTE: Hinge side to be specified on all single doors

ROUTED FRONT UPGRADE (Please circle required items)

Table with 4 columns: Apollo, Classic, Dockland, Kent; and 2 rows: Sussex, Vertical, Victoria, Washboard

Module/s (please specify): \_\_\_\_\_

Add \$197 per door/drawer, \$394 per tall unit door

ACCESSORIES (Please circle required items)

Table with 3 columns: Laundry Sink, 4L Stainless Steel Bin, Laundry Rail; and 2 rows: In-Drawer Powerpoint, LOCATION; LENGTH, COLOUR

HANDLES

BASE CABINETS

Handle Type: \_\_\_\_\_ Handle Size: \_\_\_\_\_ Handle Colour: \_\_\_\_\_
Fingerpull / Push to Open† (please circle): \_\_\_\_\_

OVERHEAD CABINETS

†Push To Open add extra \$65 per door

BENCHTOP

Laminate / SilkSurface‡ (please circle) Length: \_\_\_\_\_ Colour: \_\_\_\_\_


‡Maximum benchtop lengths: Laminate = 3600mm, SilkSurface = 3000mm

Check the pricelist pages to confirm available options. Please check your selection carefully as Timberline cannot be held responsible for incorrect choices.

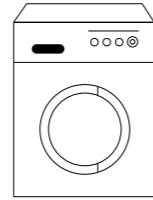
## PRO TIP – CONSIDER YOUR APPLIANCE SIZE

- Always check the width and depth of your appliances. While most are 600mm wide, their depth can vary, and some may stick out beyond the benchtop instead of sitting flush. Upright washing machines, in particular, can differ significantly depending on the brand and model.
- NOTE:** It is always best to check with the manufacturer for the required space around your appliance.

WASHING MACHINES:

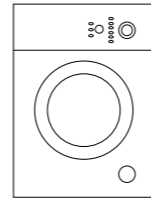


650



600


DRYER:



600

## LAYOUT GRID

Use the scale drawings and the layout grid below to design your own laundry layout. 4 Blocks = 1m Scale 1:25



# Timberline's modular laundry system was perfect for this DIY renovation!




NOTE: Complete laundry length = 2070mm. Shelves, tap, sink and accessories not supplied by Timberline.

# Cabinet Handles

What a selection! Choose from chrome, brushed, black or gold – long or short – square or curved. We've got them all! Customise your cabinet with any of these stunning handle options at no extra cost!

## ARCH HANDLE

Available in 244mm & 340mm.




## CRESCENT HANDLE\*

Attaches in the standard position towards top of door and drawer fronts. Available in 96mm.





## CURVE HANDLE

Available In 198mm & 359mm.



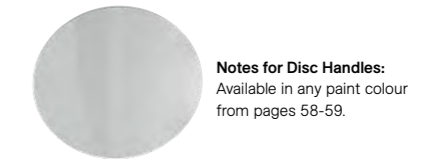
## D HANDLE

Available in 104mm\*, 138mm\*, 230mm, 361mm & 457mm.



## DISC HANDLE

Available in 100mm & 200mm.



**Notes for Disc Handles:**  
Available in any paint colour from pages 58-59.

## DUKE KNOB\*

Available in 35mm.



## DUKE T BAR\*

Available in 80mm.




## DUKE HANDLE

Available in 200mm & 400mm.



## ECLIPSE HANDLE\*

Attaches in the standard position towards top of door and drawer fronts. Available in 110mm.



\*Denotes handles suitable size for the Classic, Sussex and Victoria routes.

# Cabinet Handles Continued

## FINGERPULL\*



Woodgrain

Painted

**Notes for Fingerpull Option:**  
Usable drawer height is reduced with fingerpull. Drawer and door widths might vary depending on cabinet layout. Available in all colours. Not available on the Kent, Apollo, Dockland or Washboard route.

## FLAT KNOB\*

Available in 26mm.



Chrome



Brushed Nickel



Black



Brushed Gold



Brushed Bronze

## KNURLED BAR

Available in 106mm\*, 202mm & 330mm.



Chrome



Brushed Nickel



Gunmetal



Black



Brushed Gold

## LORD HANDLE

Available In 120mm\*, 215mm, 310mm & 410mm.



Chrome



Brushed Nickel



Gunmetal



Black



Brushed Gold

## MONARCH HANDLE

Available In 150mm\*, 240mm, 340mm & 435mm.



Chrome



Brushed Nickel



Gunmetal




Black



Brushed Gold

## LOFT HANDLE

Attaches on the top of door and drawer fronts. Available in 200mm\* & 350mm.




Chrome




Brushed Nickel



Gunmetal



Black



Brushed Gold



Brushed Bronze

## OVA HANDLE

Attaches on the top of door and drawer fronts. Available in 100mm\*, 200mm\* & 350mm.



Chrome



Brushed Nickel



Black




Brushed Gold



Brushed Bronze

## RETRO HANDLE\*

Available In 105mm.



Chrome



Brushed Nickel



Pewter



Black



Brushed Gold

## SOLID LIP HANDLE

Attaches in the standard position towards top of door and drawer fronts. Available in 50mm\* & 178mm.



Chrome 50



Brushed Nickel 50



Black 50




Brushed Gold 50

\*Denotes handles suitable size for the Classic, Sussex and Victoria routes.

# Cabinet Handles Continued


## SOLID LIP HANDLE

Attaches in the standard position towards top of door and drawer fronts. Available in 50mm\* & 178mm.




## SQUARE HANDLE

Available in 224mm & 352mm.



## WAVE HANDLE

Attaches on the top of door and drawer fronts. Available in 200mm\* & 350mm.



## HANDLE MOUNTING HOLE CENTRES

ARCH	
244mm	224mm Holes
340mm	320mm Holes

CRESCENT	
96mm	64mm Holes

CURVE	
198mm	160mm Holes
359mm	320mm Holes

DUKE	
200mm	128mm Holes
400mm	320mm Holes

D	
104mm	96mm Holes
138mm	128mm Holes
230mm	224mm Holes
361mm	352mm Holes
457mm	448mm Holes

DISC	
100mm	32mm Holes
200mm	96mm Holes

ECLIPSE	
110mm	96mm Holes

KNURLED BAR	
106mm	96mm Holes
202mm	192mm Holes
330mm	320mm Holes

LOFT	
200mm	160mm Holes
350mm	256mm Holes

LORD	
120mm	96mm Holes
215mm	192mm Holes
310mm	288mm Holes
410mm	384mm Holes

MONARCH	
150mm	96mm Holes
240mm	192mm Holes
340mm	288mm Holes
435mm	384mm Holes

OVA	
100mm	64mm
200mm	128mm
350mm	256mm

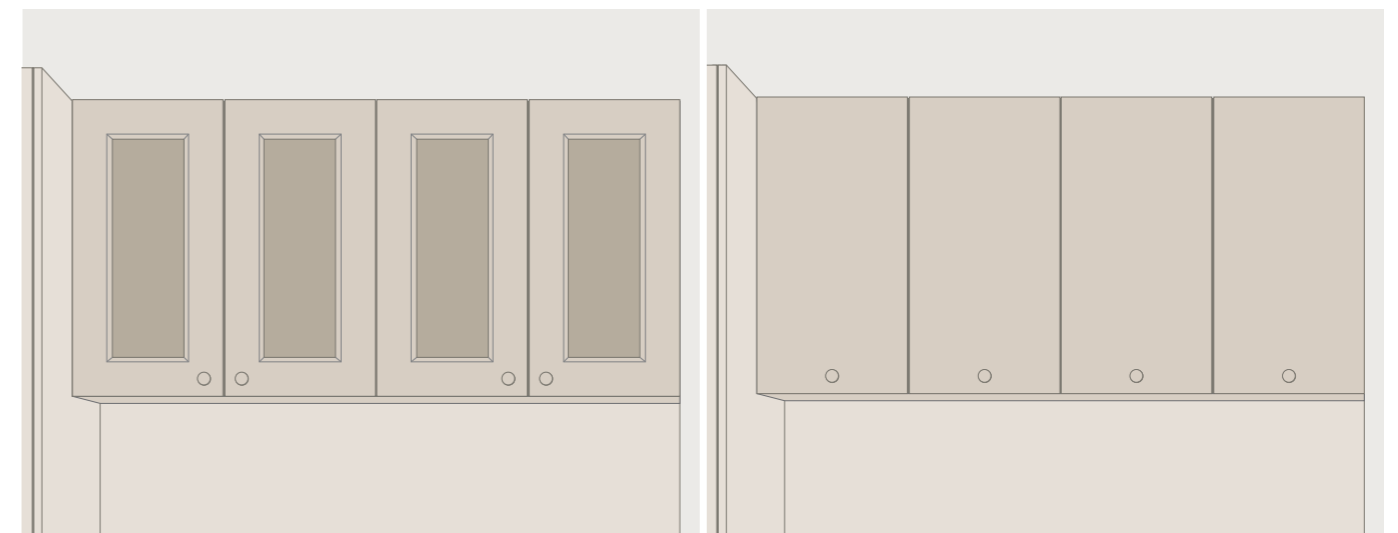
RETRO	
105mm	64mm Holes

SOLID LIP	
50mm	32mm Holes
178mm	160mm Holes

SQUARE	
224mm	192mm Holes
352mm	320mm Holes

WAVE	
200mm	160mm Holes
350mm	256mm Holes

## STANDARD POSITIONS FOR KNOB HANDLES



Shaker Cabinets  
Handles are moved to corners as standard

Other Cabinets  
Centred handles

\*Denotes handles suitable size for the Classic, Sussex and Victoria routes.


# SilkSurface Colours

SilkSurface™

SilkSurface is the right choice for enduring beauty. With a beautiful blend of colours and a realistic natural appearance, these high performance 20mm benchtops are manufactured using a special multi-process technique making them resistant to stains, cracks, and chips.



Scan the QR code to order your free samples.



Arctic White



Star Dust



Blanca Granite



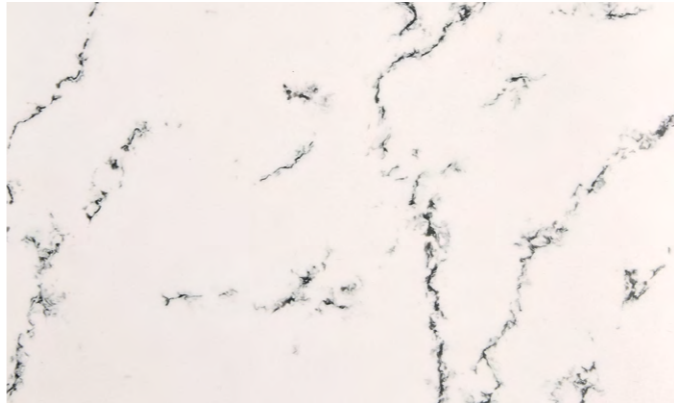
White Crystal Boulder



Bianco Pearl



Silk Whisper



Stratiss



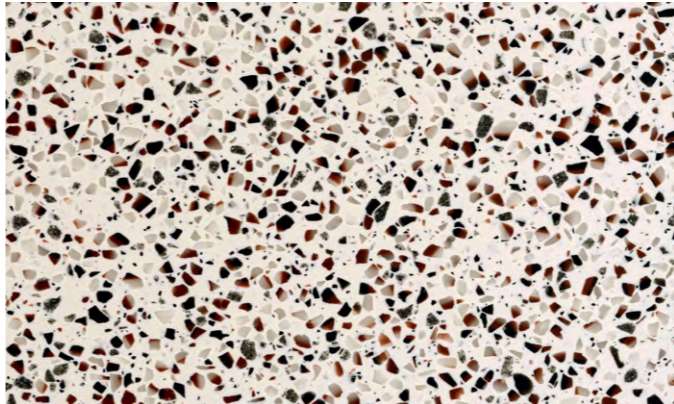
Carrara



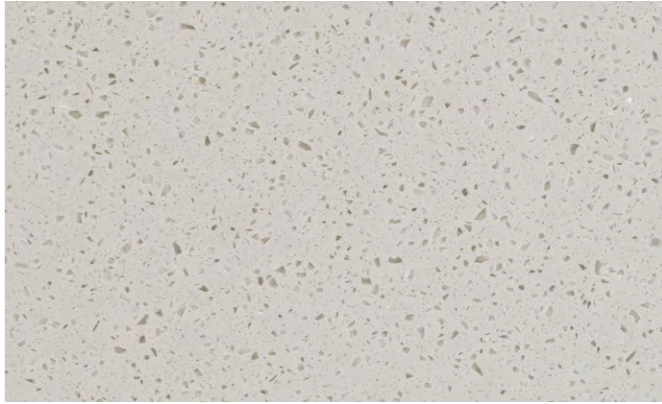
Calcutta Snow



Luminice



Lapis Salt



Silversnow

As each slab is individual, natural variation in graining and colouring is to be expected. While the colours in this brochure are to the highest standard in printing, it should only be used as an indication of actual product design. Please visit your local showroom to view larger samples.

The SilkSurface™ ranges have been independently assessed by Global GreenTag International and have achieved a Global GreenTagCert™ PlatinumHEALTH™ HealthRATE™ certification under Global GreenTag's Product Health Declaration (GreenTag PHD™) program and a Global GreenTagCert™ Silica Free verification under the Global GreenTag McV™ program.

# SilkSurface Colours Continued



Scan the QR code to order your free samples.



Albastera



Riverina



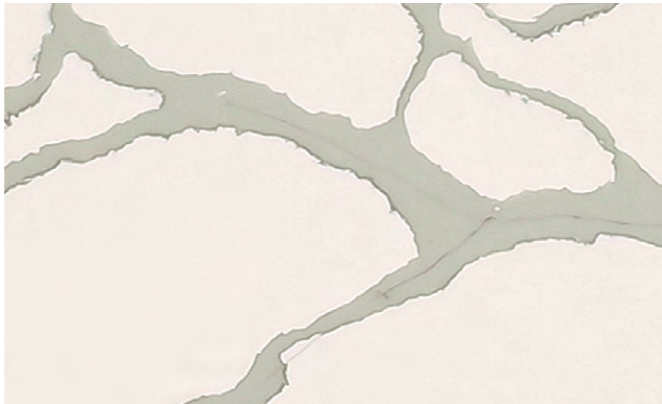
Bronzite



Copper Pearl



Lustra Silk




Ice Nuovo



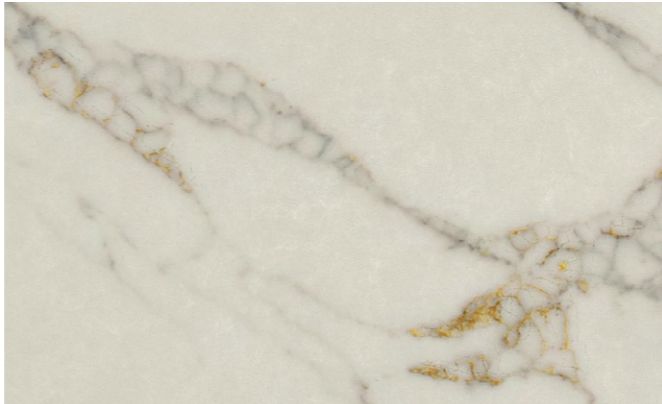
Canvas Mist



Sandora



Opalora



Topaz



Taj Mahal




Terranite

As each slab is individual, natural variation in graining and colouring is to be expected. While the colours in this brochure are to the highest standard in printing, it should only be used as an indication of actual product design. Please visit your local showroom to view larger samples.

The SilkSurface™ ranges have been independently assessed by Global GreenTag International and have achieved a Global GreenTagCert™ PlatinumHEALTH™ HealthRATE™ certification under Global GreenTag's Product Health Declaration (GreenTag PHD™) program and a Global GreenTagCert™ Silica Free verification under the Global GreenTag McV™ program.

# SilkSurface Colours Continued



Organica




Cobblonite




Grigio Stone



Morning Mist




Terramoss



Moonstone



Scan the QR code to order your free samples.



Stratiss Nuovo



Storm Cloud

**SilkSurface™**

SilkSurface fuses the beauty of natural stone with next generation technology. The result — a collection of robust yet elegant designs that enhance every space.

A MODERN DAY MASTERPIECE FOR ANY HOME. Visit [silksurface.com.au](http://silksurface.com.au) to order your free sample.

TRUSTED BY INDUSTRY EXPERTS

\*DISCLAIMER: PLEASE SEE ACTUAL SAMPLE SWATCHES TO VERIFY COLOURS. ACCREDITED & TESTED BY ADELAIDE UNIVERSITY

As each slab is individual, natural variation in graining and colouring is to be expected. While the colours in this brochure are to the highest standard in printing, it should only be used as an indication of actual product design. Please visit your local showroom to view larger samples.


The SilkSurface™ ranges have been independently assessed by Global GreenTag International and have achieved a Global GreenTagCert™ PlatinumHEALTH™ HealthRATE™ certification under Global GreenTag's Product Health Declaration (GreenTag PHD™) program and a Global GreenTagCert™ Silica Free verification under the Global GreenTag McV™ program.

# Laminate Benchtop Colours

These laminate benchtops provide a durable and easy clean surface. They are 33mm thick with a radiused front edge and laminated ends. Once you have worked out your cabinet selection, provide us with an overall benchtop length and we will make it to your ordered size.



Scan the QR code to order your free samples.



POLYTEC Polar White Matt



POLYTEC Carrara Matt



LAMINEX Luxe Elba Natural



LAMINEX Raw Zinc Natural



LAMINEX Avenza Bianco Natural



LAMINEX Cocoa Sand Velour



LAMINEX Marmo Grigio Natural



POLYTEC Ink Fabrini Matt

NOTE: Benchtops are to be purchased with laundry modules and cannot be ordered separately. Maximum length = 3600mm. While the colours in this brochure are to the highest standard in printing, it should only be used as an indication of actual product design. Please visit your local showroom to view larger samples.

# Laminate Benchtop Colours Continued



Scan the QR code to order your free samples.



LAMINEX Soft Oak Velour



LAMINEX Classic Oak Natural




POLYTEC Boston Oak Woodmatt



POLYTEC Prime Oak Woodmatt



POLYTEC Notaio Walnut Woodmatt



LAMINEX Light Jarrah Truescale™ AbsoluteGrain®

NOTE: Benchtops are to be purchased with laundry modules and cannot be ordered separately. Maximum length = 3600mm. While the colours in this brochure are to the highest standard in printing, it should only be used as an indication of actual product design. Please visit your local showroom to view larger samples.



## Have fun where you fold!

Elevate your laundry with thoughtful styling – from artwork and scented candles to storage baskets and beyond.




1. Summer Sway by Hannah Weisner | Gioia 2. Glazed Ceramic Vases – Bud Vase, Cool Tones | West Elm 3. Koda Soap Dispenser | Adairs 4. Rhodes Bone Inlay Tray | Coco Republic 5. Chickpea Bath Sheet Collection – Olive/Stone | Saardè

# Standard Paint Colours


If you're after a sleek, clean look or just wanting to bring colour into your bathroom, then a painted finish is the perfect choice. All painted colours are finished with our durable 2 pack polyurethane hardening process, which makes them easy to clean and hard-wearing.



Scan the QR code to order your free samples.



White Gloss




White Satin




Olive Satin




Saxby Blue Satin



Grey Beige Satin



Hog Bristle® Half Satin



Powder Pink Satin



Light Grey Satin




Dark Grey Satin



Steel Grey Satin




New Penny Satin



Light Pistachio Satin



Navy Blue Satin



Black Satin

NOTE: Routed cabinets are only available in painted finishes. Note for Special Colours: Gloss finishes look distinctly different to sample matte finishes. Painted colours can vary slightly between batches. While the colours in this brochure are to the highest standard in printing, it should only be used as an indication of actual product design. Please visit your local showroom to view larger samples.

# Standard Woodgrain Colours

Woodgrain finishes capture the colour and texture of natural timbers such as oak and walnut. They add warmth and colour to your bathroom while being ultra durable, easy to clean, and affordable. Choose any of these colours – at no extra cost!



Scan the QR code to order your free samples.



KRONOSPAN Almond Granada



KRONOSPAN Silk Primavera Oak



LAMINEX Calm Oak AbsoluteGrain®



LAMINEX Classic Oak AbsoluteGrain®



LAMINEX Victorian Ash TrueScale™ AbsoluteGrain®



POLYTEC Blonde Oak Woodmatt



LAMINEX Elegant Oak AbsoluteGrain®



LAMINEX Planked Urban Oak AbsoluteGrain®




POLYTEC Coastal Oak Woodmatt



KRONOSPAN Cotta Cremona Oak



Tassie Oak



POLYTEC Australian Native Woodmatt

Due to manufacturing process grain patterns do not line up across panels. Horizontal grain is standard on laundry base and overhead units. Grain direction may vary. Vertical grain on tall units. Some woodgrains have a matte finish while others have a realistic texture. While the colours in this brochure are to the highest standard in printing, it should only be used as an indication of actual product design. Please visit your local showroom to view larger samples. Colours may be substituted for alternative matching brands.

NOTE: Woodgrain finishes are not available on routed cabinets.

# Standard Woodgrain Colours Continued



Scan the QR code to order your free samples.



LAMINEX Rural Oak AbsoluteGrain®



POLYTEC Prime Oak Woodmatt



LAMINEX Natural Walnut AbsoluteGrain®



LAMINEX Sepia Walnut AbsoluteGrain®



POLYTEC Boston Oak Woodmatt



POLYTEC Notaio Walnut Woodmatt



LAMINEX Light Walnut AbsoluteGrain®



KRONOSPAN Cannolo Cremona Oak



POLYTEC Florentine Walnut Woodmatt



LAMINEX Aged Walnut AbsoluteGrain®



KRONOSPAN Smoked Kala Ash



KRONOSPAN Cocoa Primavera Oak



POLYTEC Bottega Oak Woodmatt

Due to manufacturing process grain patterns do not line up across panels. Horizontal grain is standard on laundry base and overhead units. Grain direction may vary. Vertical grain on tall units. Some woodgrains have a matte finish while others have a realistic texture. While the colours in this brochure are to the highest standard in printing, it should only be used as an indication of actual product design. Please visit your local showroom to view larger samples. Colours may be substituted for alternative matching brands.

NOTE: Woodgrain finishes are not available on routed cabinets.

# Timberline

PO Box 5004, 22 Myrtle Drive, Armidale NSW 2350

T: (02) 6773 8500 F: (02) 6773 8555

E: [sales@timberline.com.au](mailto:sales@timberline.com.au)

MAY 2026 – MARCH 2027

TBP2509-15



Scan to find your  
nearest distributor.